



















Regional Level 3: Final Individual Scores

Gymnast			Scores								TOTAL	POS
No	Name	Team					APP			PPP		
321	Thomas Paradise	West Midlands	9.300	10.000	9.200	9.750	8.700	9.050	9.200	9.500	74.700	1
322	Korben Fellows	West Midlands	8.950	9.700	9.400	9.650	8.700	9.600	9.530	9.100	74.630	2
318	Sam Mostowfi	South East	9.000	8.650	8.750	9.800	8.900	8.900	9.500	9.000	72.500	3
309	Emilio Regini-Moran	London	9.750	9.300	8.950	10.000	8.400	6.850	8.670	8.800	70.720	4
323	Kai Yin Ho	West Midlands	9.250	9.075	8.800	9.300	6.600	9.500	8.930	9.200	70.655	5
305	Jake Johnson	Yorkshire	9.350	9.100	8.150	9.600	7.500	8.700	8.670	9.100	70.170	6
317	Samuel Ghinn	South East	8.600	9.375	9.100	9.650	8.800	5.700	9.370	9.200	69.795	7
320	Philip Harrison	West Midlands	8.400	8.725	8.700	8.600	7.600	8.850	8.630	7.800	67.305	8
311	Thomas Saunders	South West	8.600	8.050	8.850	9.650	7.900	8.000	6.870	7.600	65.520	9
307	Luke Morrison	East	8.350	7.975	8.000	9.600	7.800	7.650	7.030	7.800	64.205	10 =
301	Bradley Cole	North West	7.250	8.975	8.300	8.400	7.200	7.650	8.730	7.700	64.205	10 =
308	Nathan Adams	East	8.550	8.225	8.700	9.450	7.900	5.400	7.800	6.100	62.125	12
314	Alexander Van-Eesteren	South West	8.300	5.775	8.700	8.950	7.800	7.550	7.830	7.100	62.005	13
312	George Honnor	South West	8.900	6.200	8.500	9.350	8.400	6.550	6.000	8.000	61.900	14
304	Matthew Wilson	Yorkshire	6.800	9.425	8.350	8.450	7.200	7.600	7.970	5.500	61.295	15
300	Alex Day	North West	7.950	6.475	8.350	9.050	6.600	7.600	7.470	6.900	60.395	16
306	Christian Norman	East	8.050	8.975	8.000	7.900	6.600	8.100	5.730	6.600	59.955	17
302	Conor McGrath	East Midlands	7.350	8.500	6.450	7.700	7.800	5.400	7.830	6.500	57.530	18
316	Jasper Smith-Gordon	South East	8.750	8.525	8.400	0.000	9.700	4.650	7.830	8.600	56.455	19
313	Matthew Heaney	South West	8.150	7.450	8.200	8.800	8.100	3.800	2.000	8.200	54.700	20
319	Tom Willis	Wales	7.800	8.850	8.700	9.500	5.800	6.400	0.000	7.200	54.250	21
310	Colton Dudley	London	8.100	7.150	7.850	8.850	7.200	3.950	3.600	6.100	52.800	22
324	Euan McLellan	Scotland	5.750	8.025	7.800	6.100	7.700	5.150	4.830	4.900	50.255	23







Regional Level 6: Final Individual Scores

Gymnast			Scores								TOTAL	POS
No	Name	Team					APP			PPP		
601	Joshua Nathan	West Midlands	9.150	9.050	9.050	8.925	9.700	9.500	9.130	9.100	73.605	1
603	Loukas Jones	Yorkshire	9.000	7.600	9.200	9.350	8.200	9.350	9.400	8.900	71.000	2
600	Joe Cemlyn-Jones	South West	8.000	8.450	8.750	9.175	7.500	8.300	8.870	9.100	68.145	3
602	Owen Print	West Midlands	8.500	1.500	8.700	9.225	6.600	6.000	7.800	8.700	57.025	4

Level 3: Final Team Scores

POS	Team					APP			PPP	TOTAL
1	West Midlands	27.500	28.775	27.400	28.700	25.000	28.150	27.660	27.800	220.985
2	South East	26.350	26.550	26.250	19.450	27.400	19.250	26.700	26.800	198.750
3	South West	25.800	21.700	26.050	27.950	24.400	22.100	20.700	23.800	192.500
4	East	24.950	25.175	24.700	26.950	22.300	21.150	20.560	20.500	186.285

Level 6: Final Team Scores

POS	Team					APP			PPP	TOTAL
1	West Midlands	17.650	10.550	17.750	18.150	16.300	15.500	16.930	17.800	130.630
2	Yorkshire	9.000	7.600	9.200	9.350	8.200	9.350	9.400	8.900	71.000